

# PowerConnect for SAP Solutions

Real-Time Analytics and Monitoring of SAP Operations with Splunk

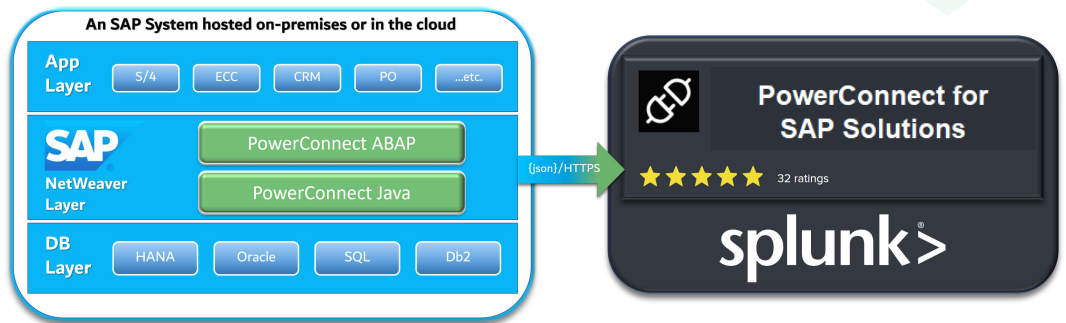


- Reduce P1/P2 issues by 30%
- Slash Mean Time to Resolution (MTTR) and (RCA) by 70%
- Enable visualization, monitoring and analysis of real-time and historic SAP telemetry data
- Increase SAP data retention rates in Splunk
- Add business context to gain a holistic understanding of business health and its supporting processes
- Certified PowerConnect add-ons from an extensive library of data extractors and Splunk dashboards

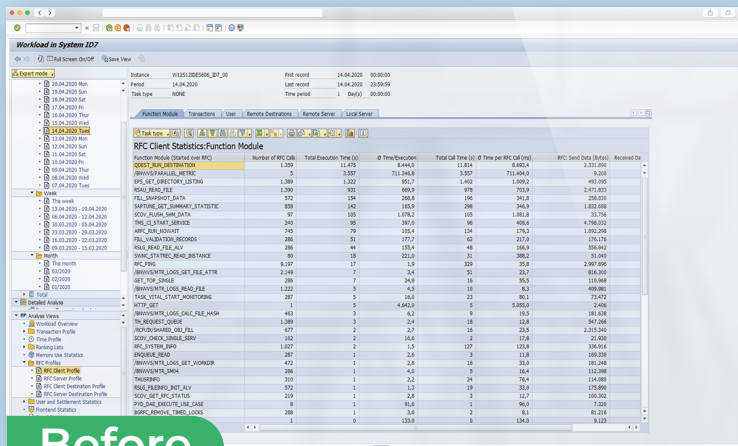
You rely on SAP to run your critical business processes and you use Splunk to analyze and monitor your systems. Until now, mission-critical systems haven't been connected, leaving SAP as a black box.

Visibility across all these interconnected systems has been extremely challenging. PowerConnect and Splunk provide the insights needed for your organization to establish proactive monitoring and alerting by:

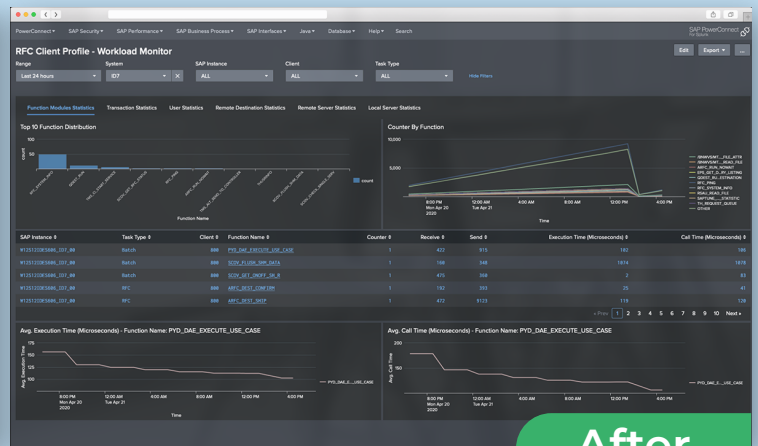
- Monitoring critical end-to-end business process flows in real-time
- Strengthening security postures to mitigate previously unknown risks
- Improving SAP system performance and availability



PowerConnect allows your IT staff to bring the most important business systems under the control of Splunk, simplifying your security and systems monitoring.



Before



After



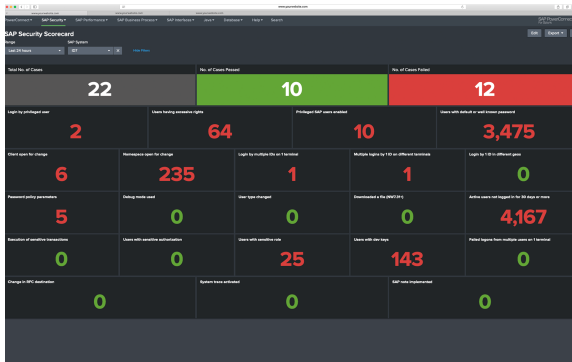
splunk> Partnerverse

SAP® Certified  
Powered by SAP NetWeaver®



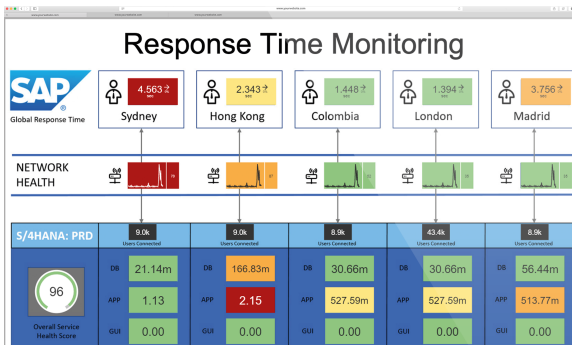
# PowerConnect for SAP Solutions

Real-Time Analytics and Monitoring of SAP Operations with Splunk



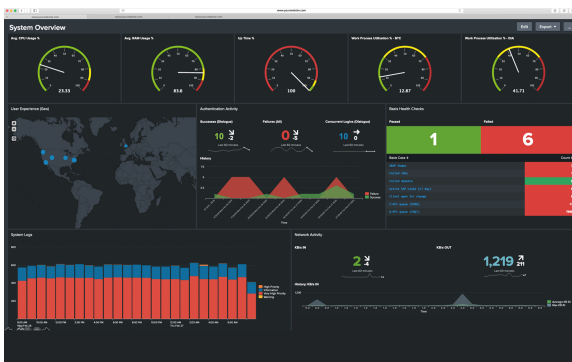
## Security & Compliance

With PowerConnect and Splunk, popular alerts and dashboards include unauthorized access, fraud activity and insider threat monitoring. Feed your Splunk SIEM SAP data for maximum observability.



## Streamlined Monitoring

Is the problem in the database, an attached service within SAP, or is it the network? Maybe hardware, or an API? Isolated teams working off guesswork and manual data-grinding is outdated. Elevate your workflow and build real-time dashboards and alerts that work for your organization with PowerConnect and Splunk.



## Out-of-the-Box Functionality

PowerConnect comes with a library of 300+ SAP data extractors and 700+ pre-built Splunk dashboards for powerful functionality from day one. Additionally, custom extractors and dashboards can be created to meet your needs.



*"Without Splunk, ECC would have crashed...and we would have been 100% blind as to the reason why."*

– US Fortune 100 Manufacturer



*"PowerConnect gives us greater insight into the internal operation of SAP, both forensically and in real-time. We can see live performance metrics, and a high level of granularity in historic detail spanning months or years on demand."*

– Enterprise Infrastructure and Operations Manager, PACT Group